

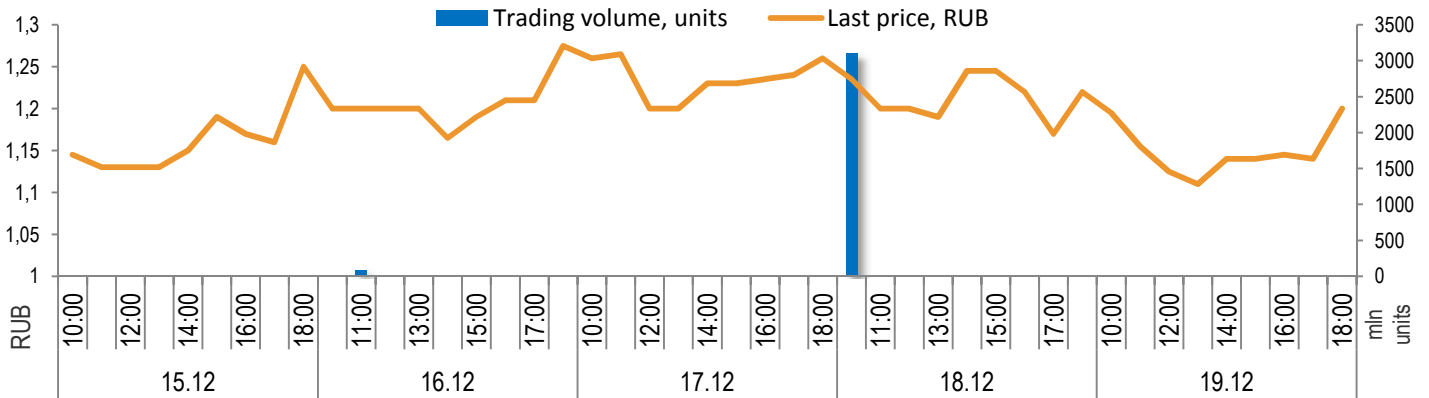


**MOESK**

## MOESK Share Trading Weekly Overview

QUOTATION LIST:	A1
MICEX TICKER:	MSRS
SHARES OUTSTANDING:	48 707 091 574 units
NOMINAL VALUE:	50 kop.
FREE-FLOAT:	8,56 %

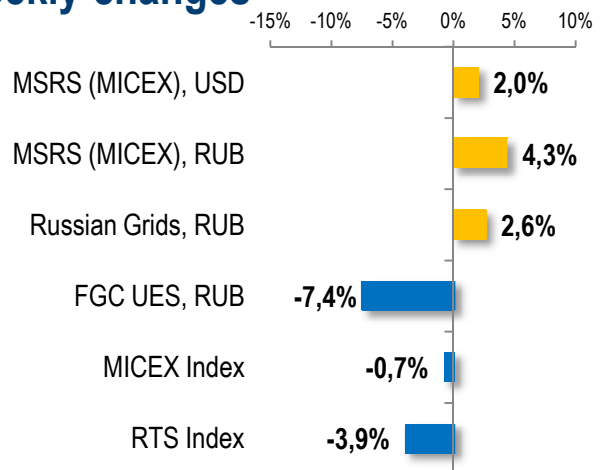
## Trading price and volume chart



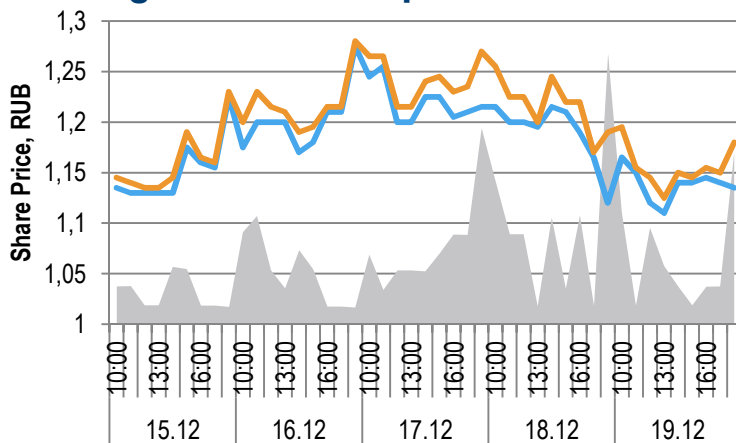
## Trading details

Indicator	Meas. unit	Value
Last day closing price	Rub.	1,200
Last day weighted average price	Rub.	1,200
Quantity of trades (complete + incomplete lots)	units	1 150
Weekly trade volume	mln \$	66,52
Weekly trade volume	mln units	3 209,1

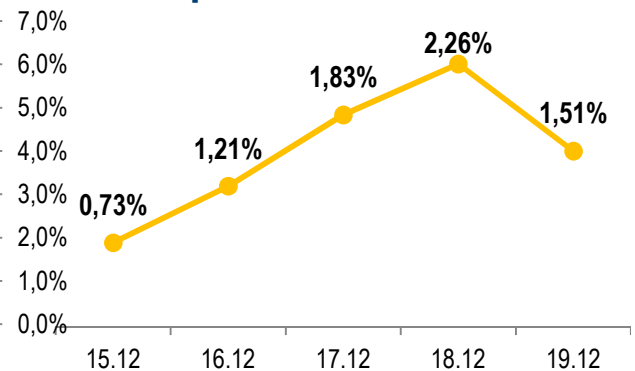
## Weekly changes



## Changes in ask-bid prices



## Ask-bid spread



Spread, % Bid price Ask price

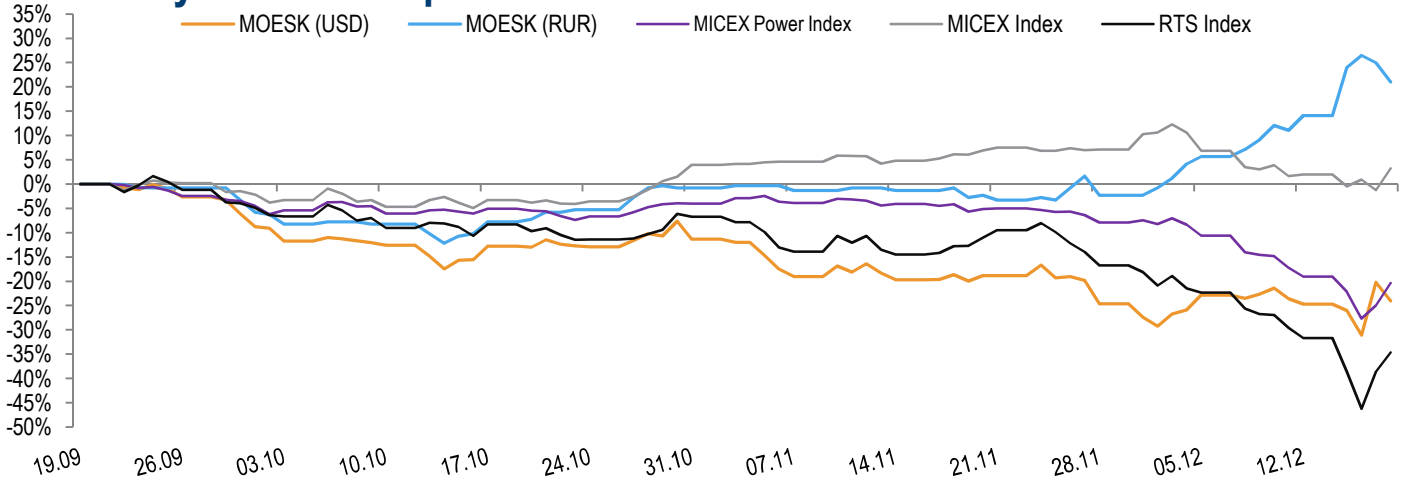


**MOESK**

Share Prices  
Analysis

moesk.ru

### Share dynamics compared with MICEX and RTS indices

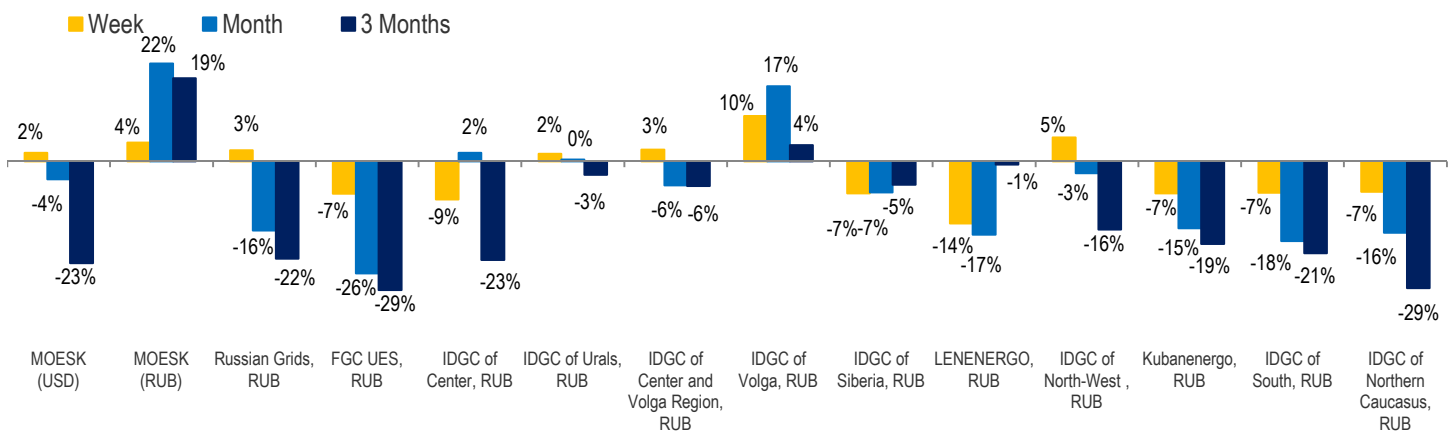


### Share price dynamics in details

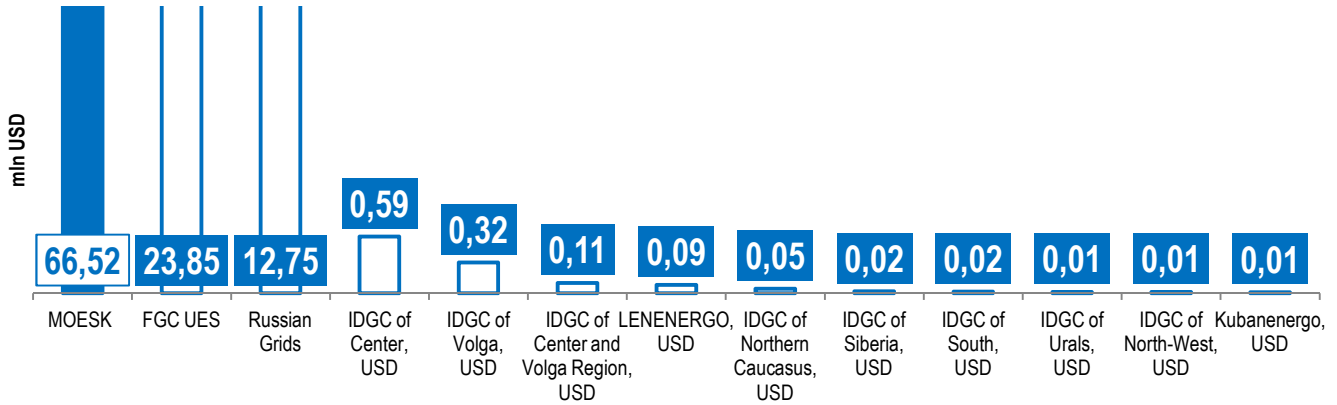
	MOESK (USD)	MOESK (RUR)	MICEX Power Index	MICEX Index	RTS Index	RTS Electric Utilities Index
Week	2,0%	4,3%	0,2%	-0,7%	-3,9%	-2,9%
Month	-4,1%	22,4%	-14,0%	-4,5%	-24,8%	-32,0%
3 Months	-23,3%	19,0%	-18,9%	1,2%	-34,4%	-47,1%

	MOESK (USD)		MOESK (RUR)	
	MAX	MIN	MAX	MIN
Week	0,021	0,018	1,275	1,200
Month	0,022	0,018	1,275	0,975
3 Months	0,026	0,018	1,275	0,885

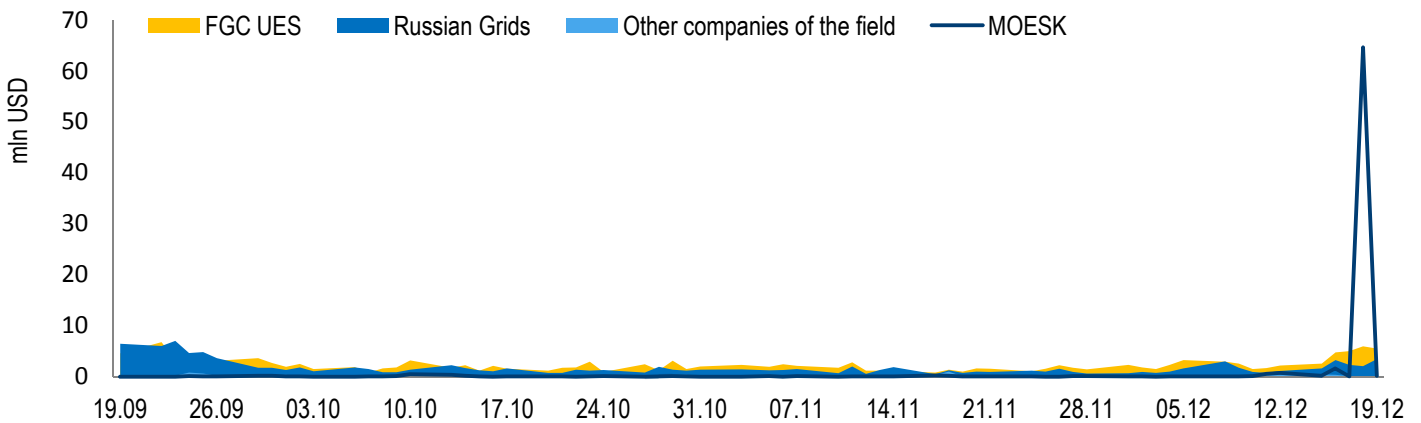
### Market cap dynamics compared with Russian peers



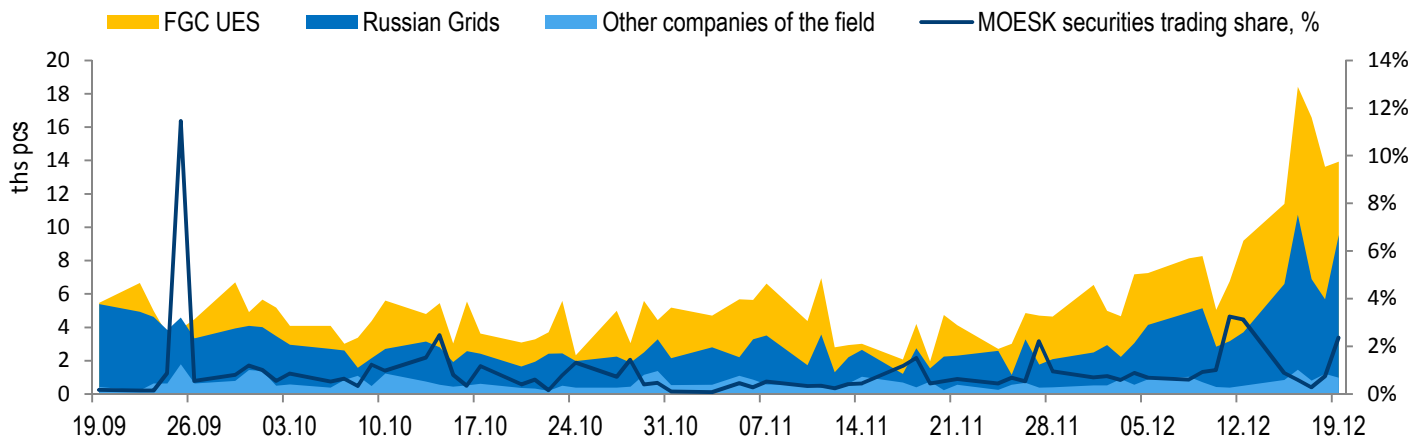
## Electric utilities share trade volume within the week



## Share trade volume of electric utilities (1)



## Number of trades with electric utilities' securities(1)



Note: (1) graph database: FGC UES, Russian Grids, IDGC of Center, IDGC of North-West, IDGC of Urals, IDGC of Siberia, IDGC of Center and Volga Region, IDGC of Volga, IDGC of South, IDGC of Northern Caucasus, LENENERGO, Kubanenergo

**MOESK**

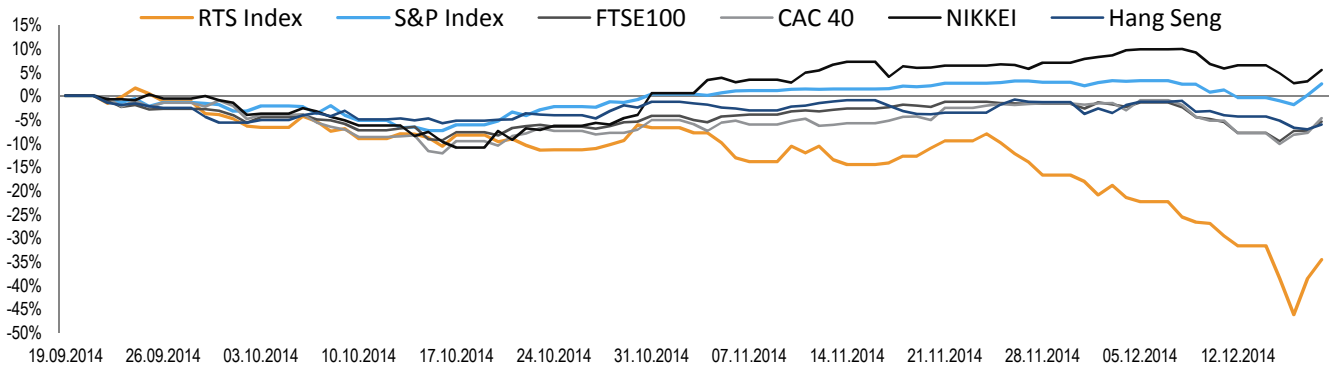
## Consensus estimates of MOESK shares

Company <sup>(1)</sup>	Analyst <sup>(1)</sup>	Recommendation <sup>(1)</sup>	Target price, rub. <sup>(1)</sup>	Potential <sup>(2)</sup>	Date <sup>(1)</sup>
Renaissance Capital	Vladimir Sklyar	Sell	0,62	-48 %	08/20/2014
BCS	Igor Goncharov	Hold	0,95	-21 %	12/11/2014
Deutsche Bank	Dmitry Bulgakov	Hold	0,90	-25 %	12/03/2014
JPMorgan	Sergey Arinin	Underweight	0,63	-48 %	10/16/2014
Uralsib	Team coverage	Hold	1,87	56 %	11/07/2014
Otkritie Capital	Sergey Beiden	Hold	0,94	-22 %	12/09/2014
VTB Capital	Mikhail Rasstrigin	Sell	0,92	-23 %	07/10/2014
RMG Securities	Sergei Pigarev	Under Review	-	-	09/08/2014
Gazprombank	Matvei Taits	Under Review	-	-	12/04/2014
			<b>Current price</b>	<b>1,2000</b>	
			<b>Consensus</b>	<b>0,9757</b>	<b>-18,7 %</b>

Note: (1) Bloomberg data

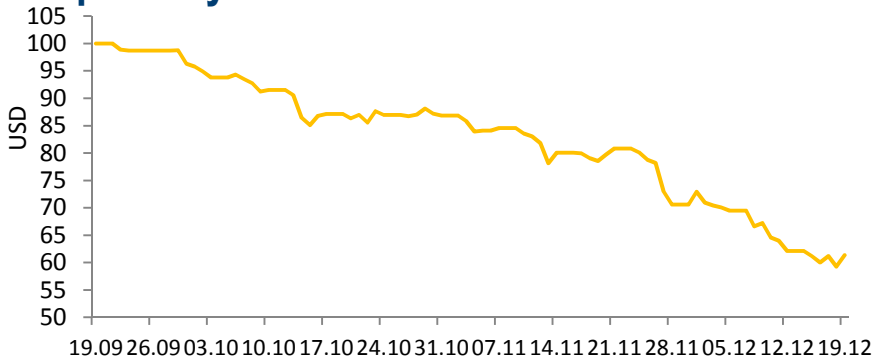
(2) Potential is calculated according to the following formula:  $(\text{consensus}/\text{current price}-1)*100$

## Dynamics of main global stock exchange indexes



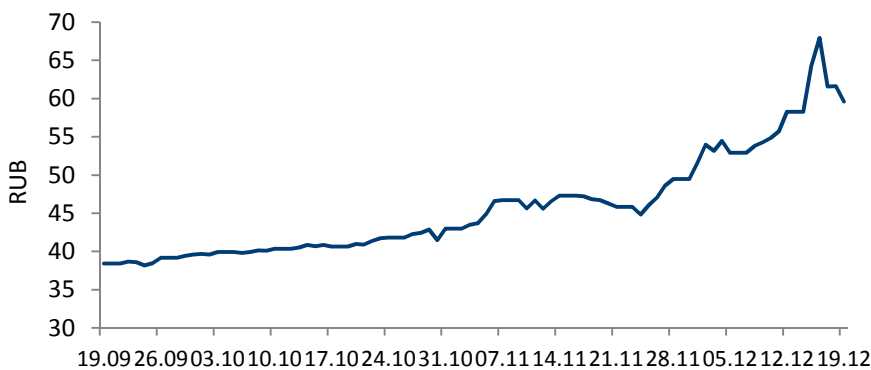
	RTS Index	S&P Index	FTSE100	CAC 40	NIKKEI	Hang Seng
Week	-3,89%	3,41%	3,88%	3,23%	1,44%	-0,57%
Month	-24,79%	1,07%	-2,26%	-0,58%	1,92%	-1,10%
3 Months	-34,37%	3,00%	-4,28%	-4,92%	7,97%	-4,89%

## Oil price dynamics<sup>(1)</sup>



Oil price change	
Week	-1,24%
Month	-21,88%
3 Months	-38,63%

## USD/RUR currency rate dynamics



USD/RUR currency rate change	
Week	2,29%
Month	27,58%
3 Months	55,14%

Note: (1) Brent oil price



**MOESK**

**Thank you for  
your attention!**

3, bld. 2, 2nd Paveletsky Passage, Moscow, 115114

Tel.: +7 (495) 980 1288,

Fax: +7(495) 585 1451

Investor Relations

Tel: +7 (495) 954 5772, +7 (495) 984 5774

E-mail: [IR@moesk.ru](mailto:IR@moesk.ru)

**[www.moesk.ru/en/](http://www.moesk.ru/en/)**