



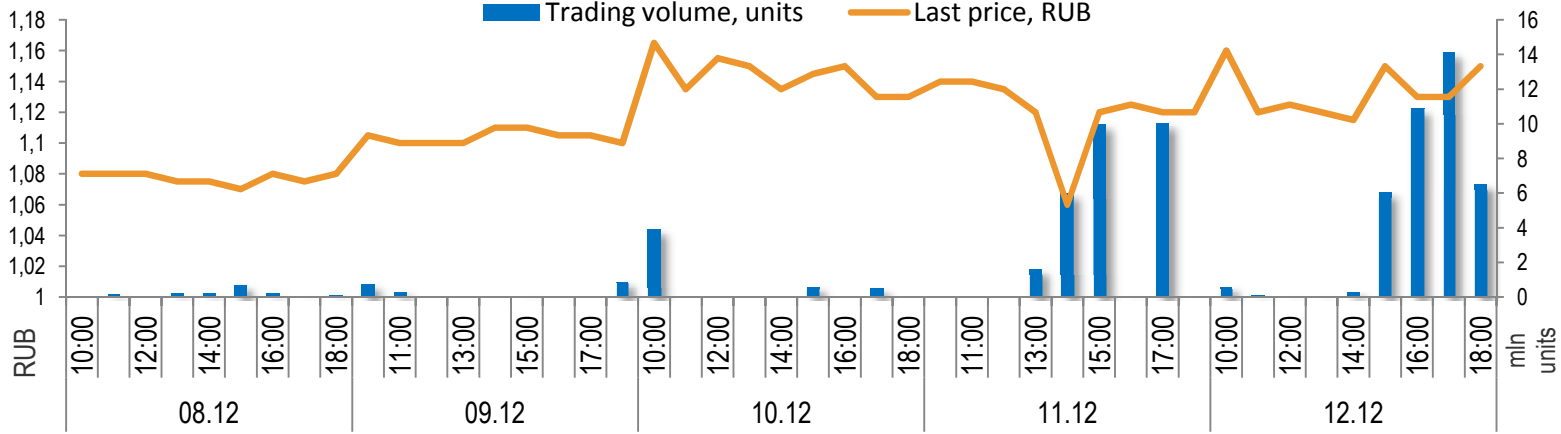
# MOESK

## MOESK Share Trading Weekly Overview

QUOTATION LIST:	A1
MICEX TICKER:	MSRS
SHARES OUTSTANDING:	48 707 091 574 units
NOMINAL VALUE:	50 kop.
FREE-FLOAT:	8,56 %



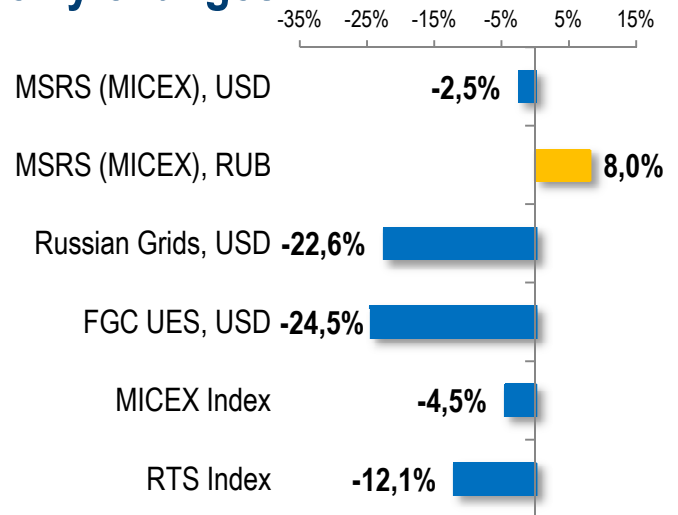
## Trading price and volume chart



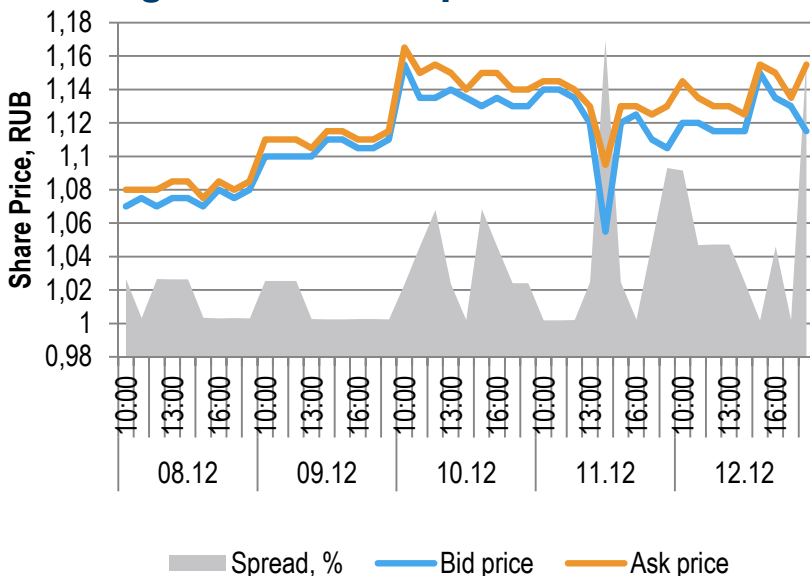
## Trading details

Indicator	Meas. unit	Value
Last day closing price	Rub.	1,065
Last day weighted average price	Rub.	1,054
Quantity of trades (complete + incomplete lots)	units	358
Weekly trade volume	mln \$	0,11
Weekly trade volume	mln units	5,7

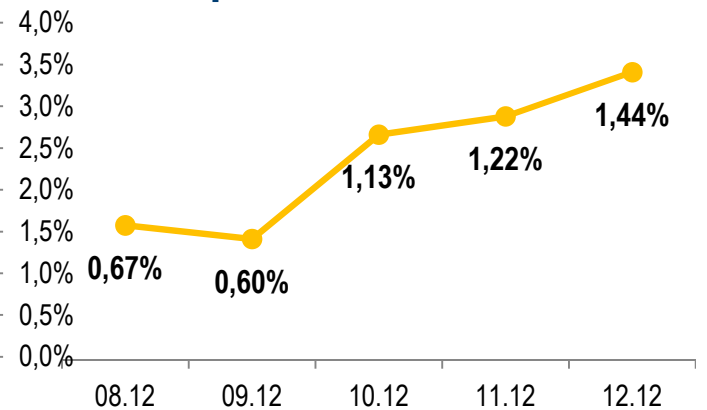
## Weekly changes



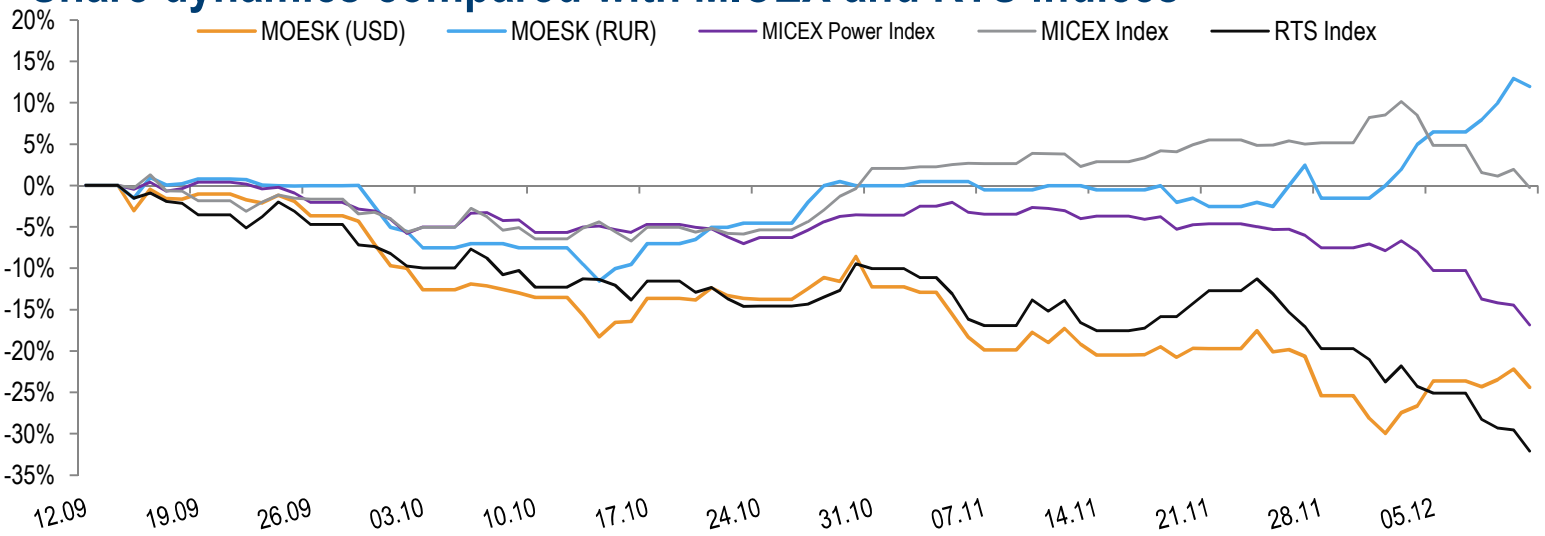
## Changes in ask-bid prices



## Ask-bid spread



### Share dynamics compared with MICEX and RTS indices

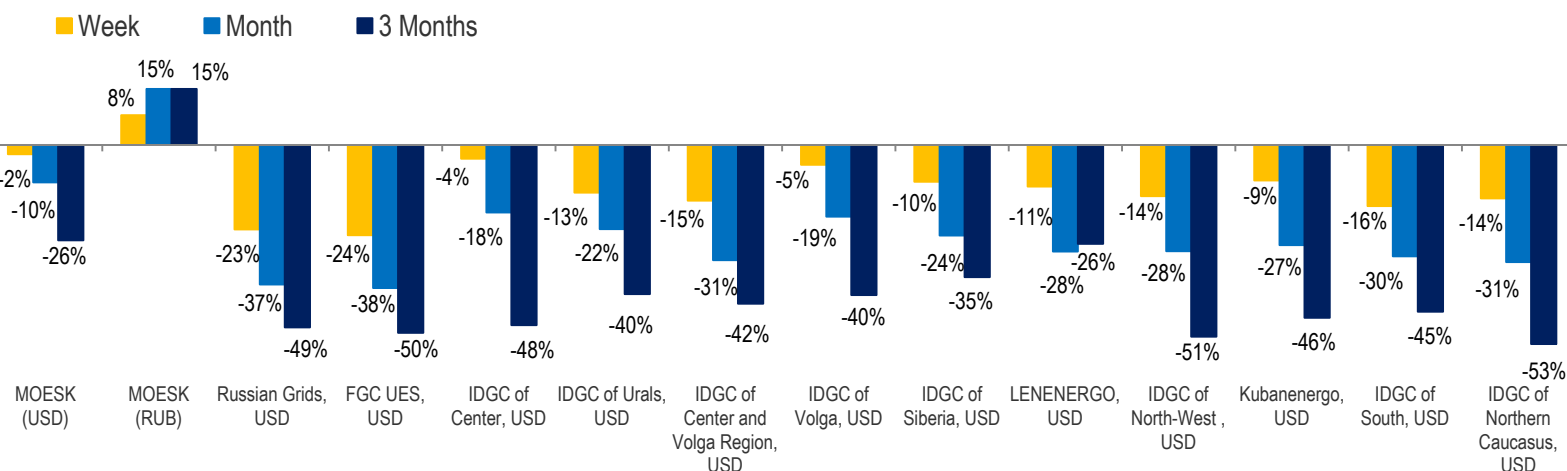


### Share price dynamics in details

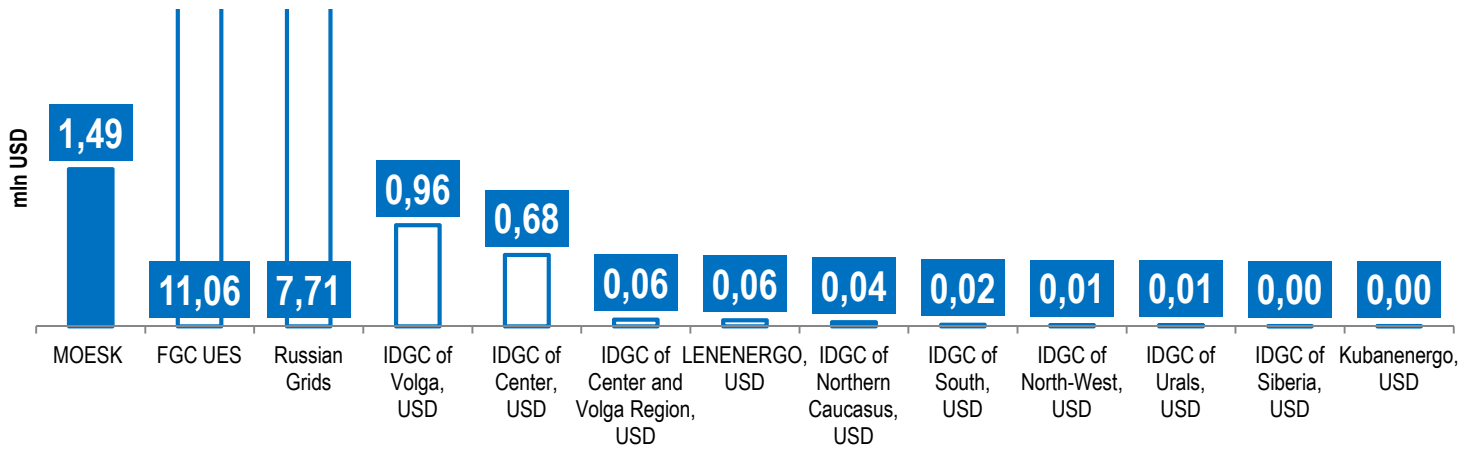
	MOESK (USD)	MOESK (RUR)	MICEX Power Index	MICEX Index	RTS Index	RTS Electric Utilities Index
Week	-2,5%	8,0%	-9,4%	-4,5%	-12,1%	-15,9%
Month	-9,9%	15,0%	-16,2%	-3,6%	-23,5%	-33,3%
3 Months	-25,5%	15,0%	-18,7%	0,1%	-34,1%	-46,2%

	MOESK (USD)		MOESK (RUR)	
	MAX	MIN	MAX	MIN
Week	0,021	0,020	1,150	1,080
Month	0,022	0,019	1,150	0,975
3 Months	0,027	0,019	1,150	0,885

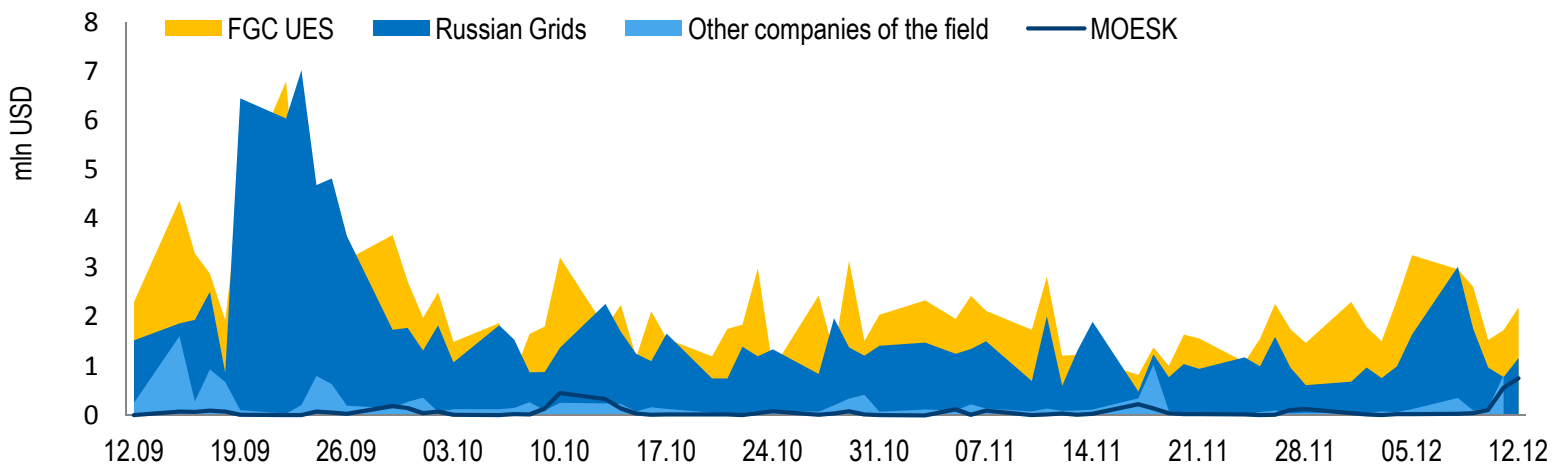
### Market cap dynamics compared with Russian peers



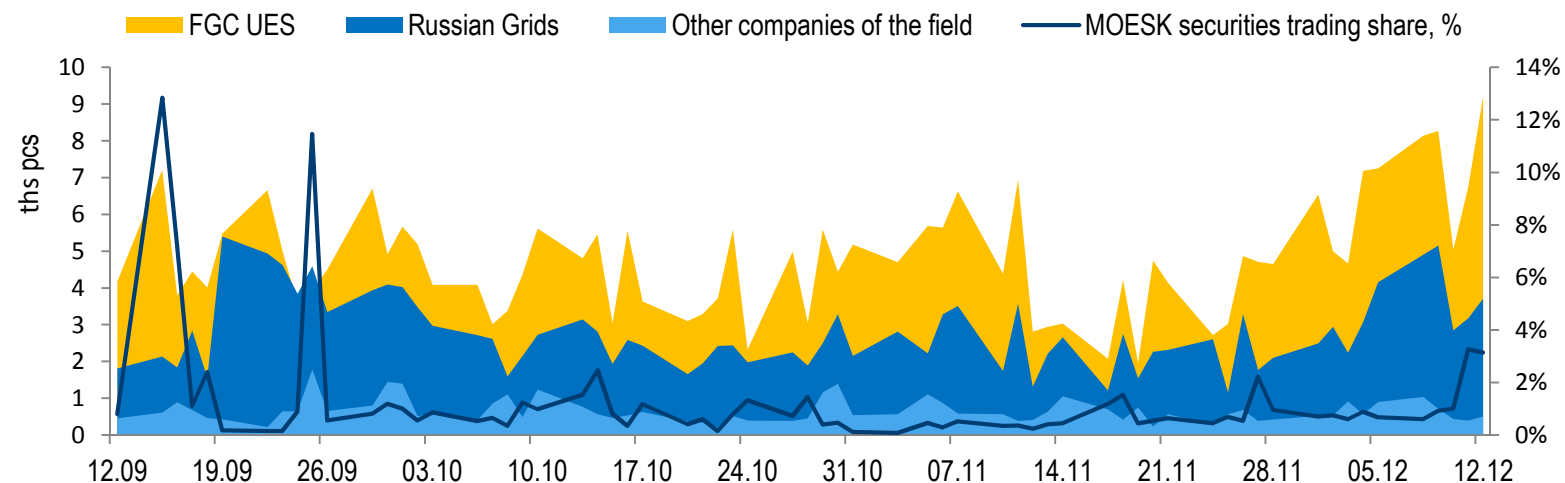
### Electric utilities share trade volume within the week



### Share trade volume of electric utilities (1)



### Number of trades with electric utilities' securities(1)



Note: (1) graph database: FGC UES, Russian Grids, IDGC of Center, IDGC of North-West, IDGC of Urals, IDGC of Siberia, IDGC of Center and Volga Region, IDGC of Volga, IDGC of South, IDGC of Northern Caucasus, LENENERGO, Kubanenergo

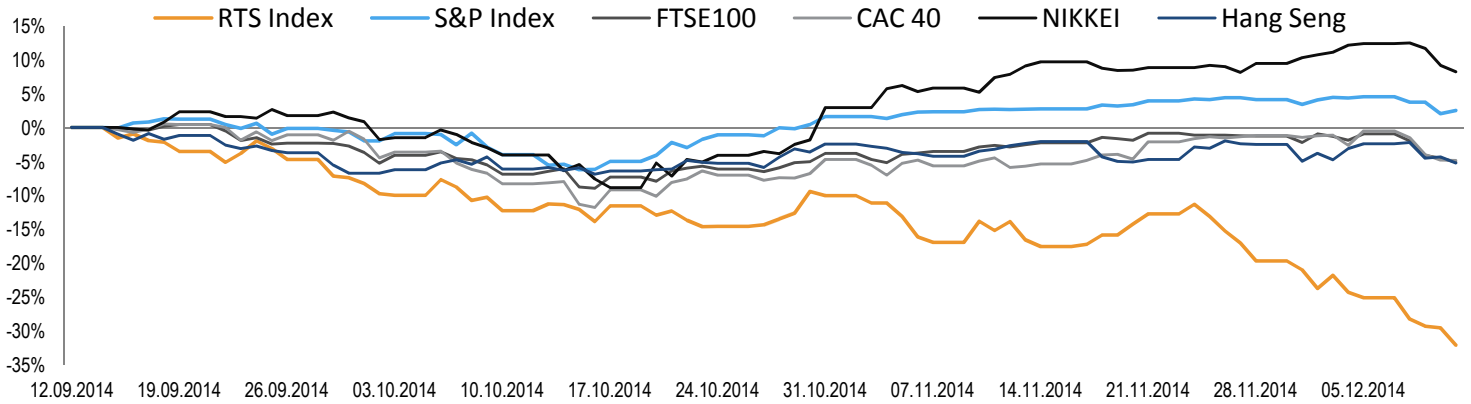
## Consensus estimates of MOESK shares

Company <sup>(1)</sup>	Analyst <sup>(1)</sup>	Recommendation <sup>(1)</sup>	Target price, rub. <sup>(1)</sup>	Potential <sup>(2)</sup>	Date <sup>(1)</sup>
Renaissance Capital	Vladimir Sklyar	Sell	0,62	-46 %	08/20/2014
BCS	Igor Goncharov	Hold	0,95	-17 %	12/11/2014
Deutsche Bank	Dmitry Bulgakov	Hold	0,90	-22 %	12/03/2014
JPMorgan	Sergey Arinin	Underweight	0,63	-45 %	10/16/2014
Uralsib	Team coverage	Hold	1,87	63 %	11/07/2014
Otkritie Capital	Sergey Beiden	Hold	0,94	-18 %	12/09/2014
VTB Capital	Mikhail Rasstrigin	Sell	0,92	-20 %	07/10/2014
RMG Securities	Sergei Pigarev	Under Review	-	-	09/08/2014
Gazprombank	Matvei Taits	Under Review	-	-	12/04/2014
			<b>Current price</b>		
			<b>1,1500</b>		
			<b>Consensus</b>	<b>0,9757</b>	<b>-15,2 %</b>

Note: (1) Bloomberg data

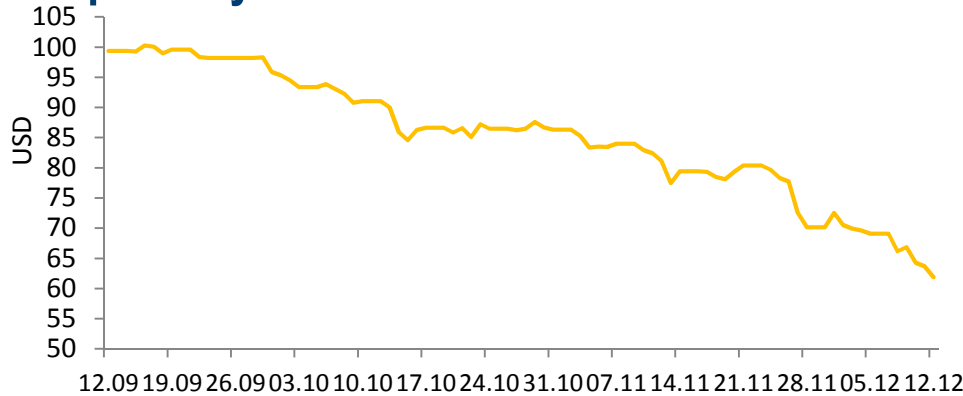
(2) Potential is calculated according to the following formula:  $(\text{consensus}/\text{current price}-1)*100$

## Dynamics of main global stock exchange indexes



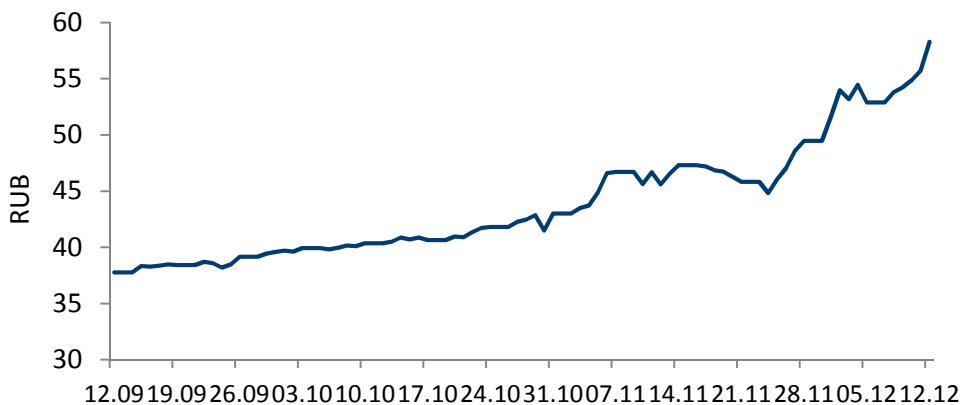
	RTS Index	S&P Index	FTSE100	CAC 40	NIKKEI	Hang Seng
Week	-12,06%	-3,52%	-6,56%	-7,03%	-3,06%	-3,14%
Month	-23,53%	-1,76%	-4,70%	-1,70%	1,01%	-2,88%
3 Months	-34,13%	0,85%	-7,44%	-7,49%	8,92%	-5,47%

## Oil price dynamics<sup>(1)</sup>



Oil price change	
Week	-10,45%
Month	-23,75%
3 Months	-37,77%

## USD/RUR currency rate dynamics



USD/RUB currency rate change	
Week	10,19%
Month	27,84%
3 Months	54,38%



**MOESK**

**Thank you for  
your attention!**

3, bld. 2, 2nd Paveletsky Passage, Moscow, 115114

Tel.: +7 (495) 980 1288,

Fax: +7(495) 585 1451

Investor Relations

Tel: +7 (495) 954 5772, +7 (495) 984 5774

E-mail: [IR@moesk.ru](mailto:IR@moesk.ru)

[www.moesk.ru/en/](http://www.moesk.ru/en/)