



MOESK

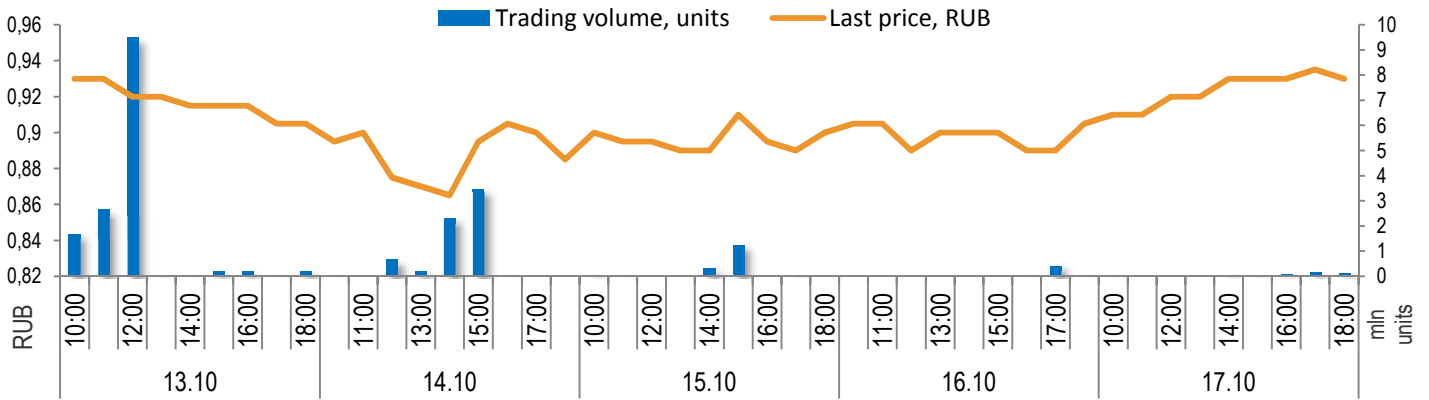
MOESK Share Trading Weekly Overview

QUOTATION LIST:	A1
MICEX TICKER:	MSRS
SHARES OUTSTANDING:	48 707 091 574 units
NOMINAL VALUE:	50 kop.
FREE-FLOAT:	8,56 %

Moscow

13.10.2014-17.10.2014

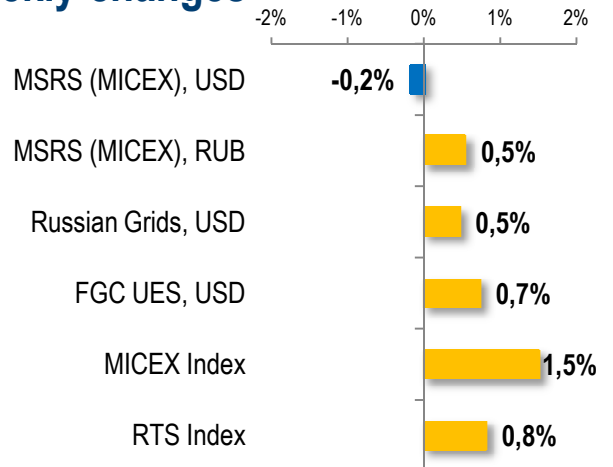
Trading price and volume chart



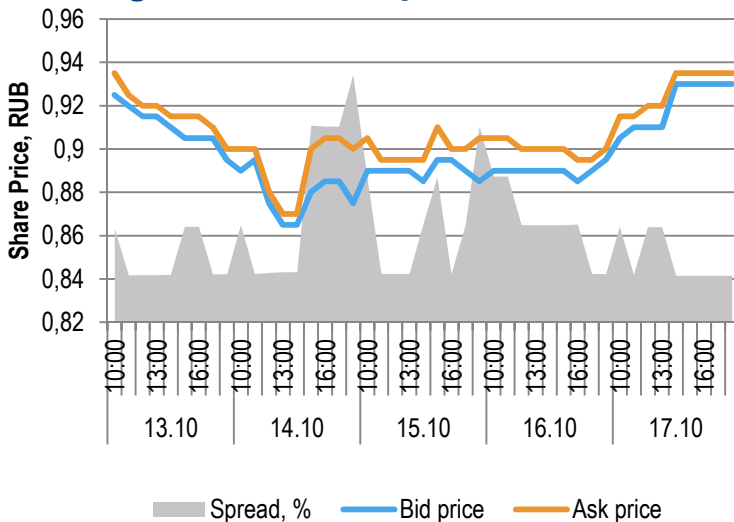
Trading details

Indicator	Meas. unit	Value
Last day closing price	Rub.	0,930
Last day weighted average price	Rub.	0,928
Quantity of trades (complete + incomplete lots)	units	506
Weekly trade volume	mln \$	0,54
Weekly trade volume	mln units	24,1

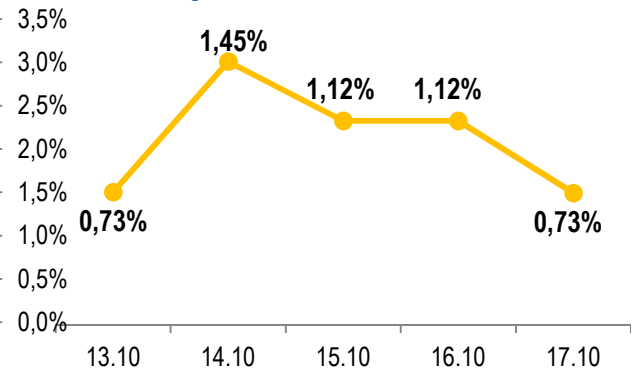
Weekly changes



Changes in ask-bid prices



Ask-bid spread



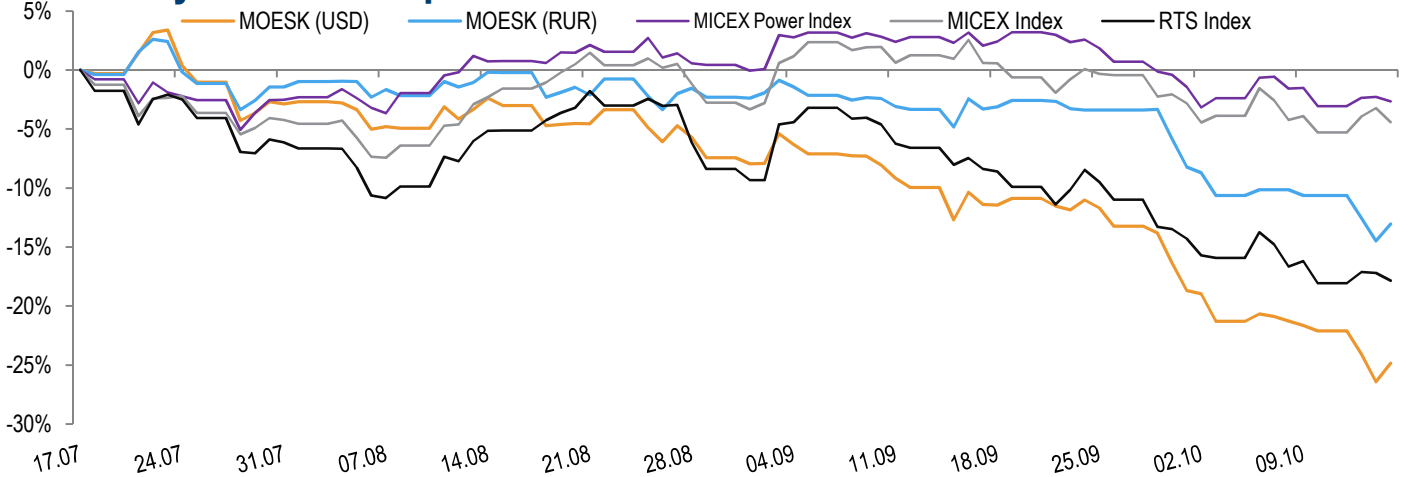


MOESK

Share Prices
Analysis

moesk.ru

Share dynamics compared with MICEX and RTS indices

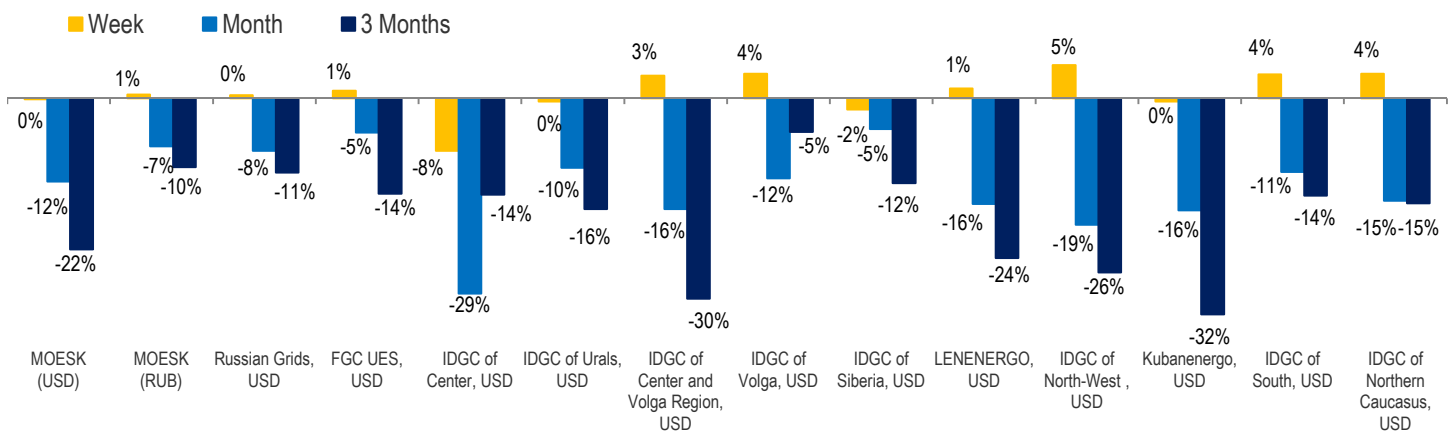


Share price dynamics in details

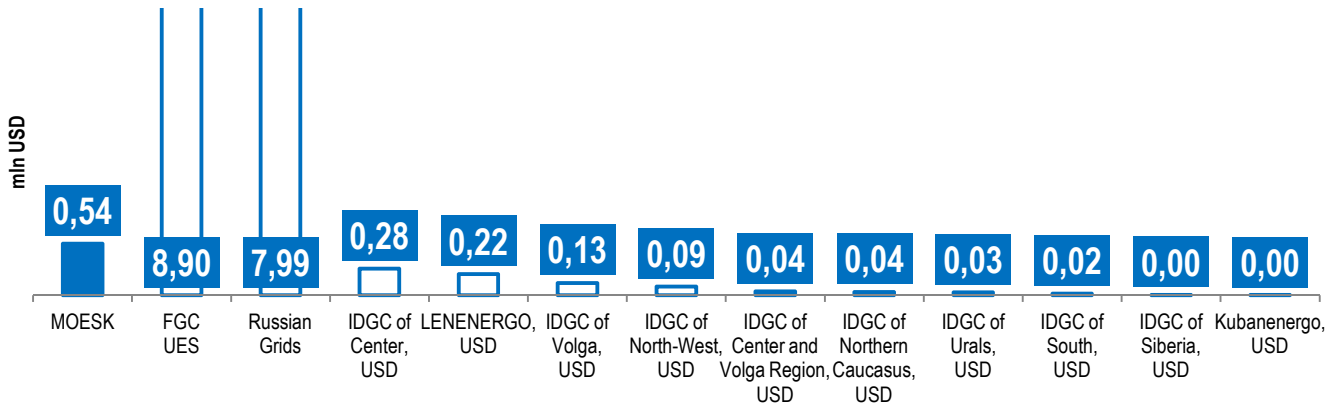
	MOESK (USD)	MOESK (RUR)	MICEX Power Index	MICEX Index	RTS Index	RTS Electric Utilities Index
Week	-0,2%	0,5%	1,0%	1,5%	0,8%	0,0%
Month	-12,3%	-7,1%	-4,0%	-4,5%	-9,8%	-9,7%
3 Months	-22,3%	-10,1%	-2,1%	-3,9%	-17,4%	-16,5%

	MOESK (USD)		MOESK (RUR)	
	MAX	MIN	MAX	MIN
Week	0,023	0,022	0,925	0,885
Month	0,026	0,022	1,010	0,885
3 Months	0,030	0,022	1,062	0,885

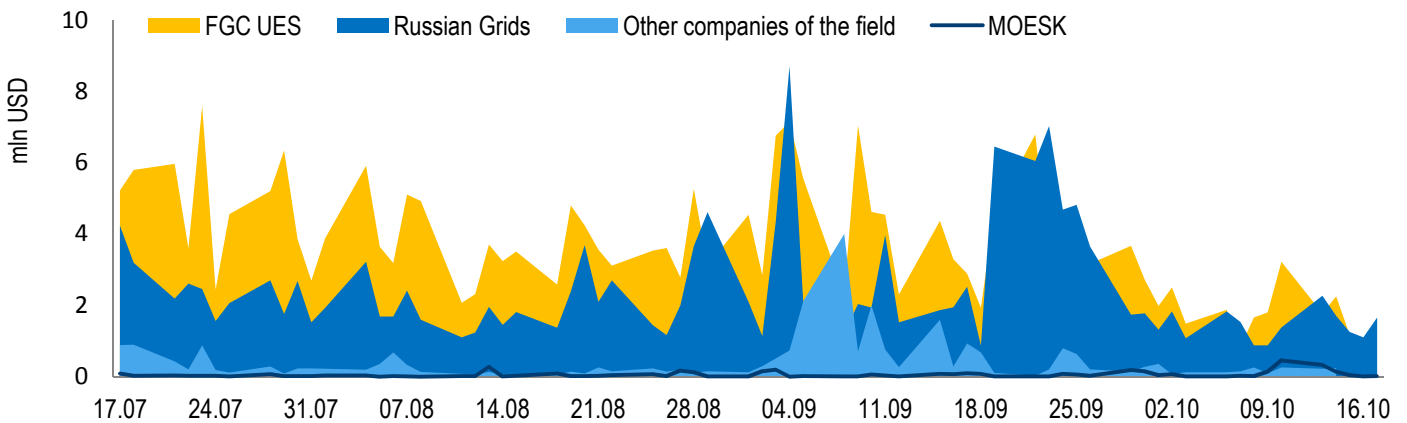
Market cap dynamics compared with Russian peers



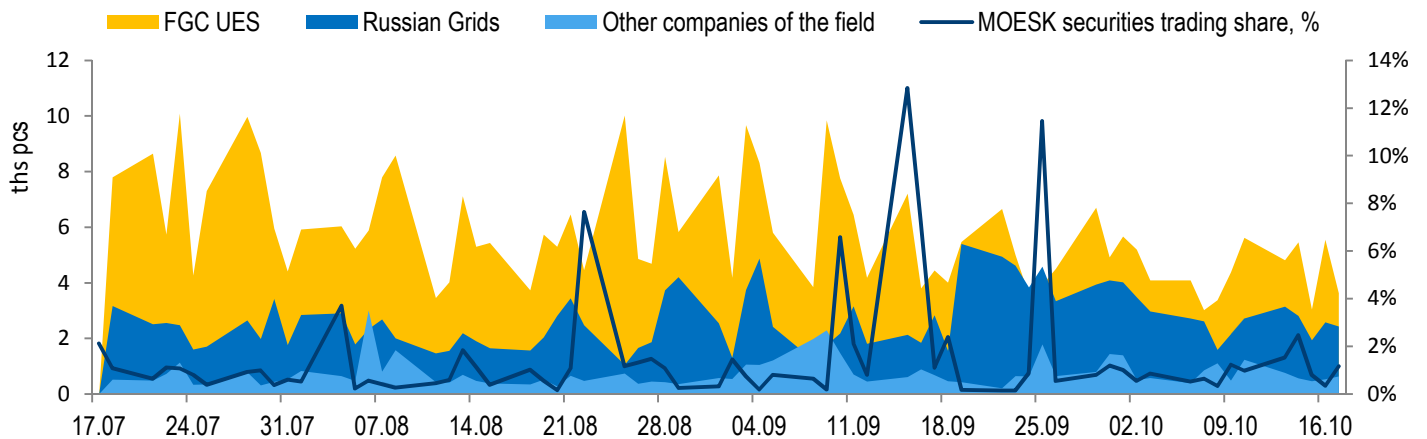
Electric utilities share trade volume within the week



Share trade volume of electric utilities (1)



Number of trades with electric utilities' securities(1)



Note: (1) graph database: FGC UES, Russian Grids, IDGC of Center, IDGC of North-West, IDGC of Urals, IDGC of Siberia, IDGC of Center and Volga Region, IDGC of Volga, IDGC of South, IDGC of Northern Caucasus, LENENERGO, Kubanenergo

**MOESK**

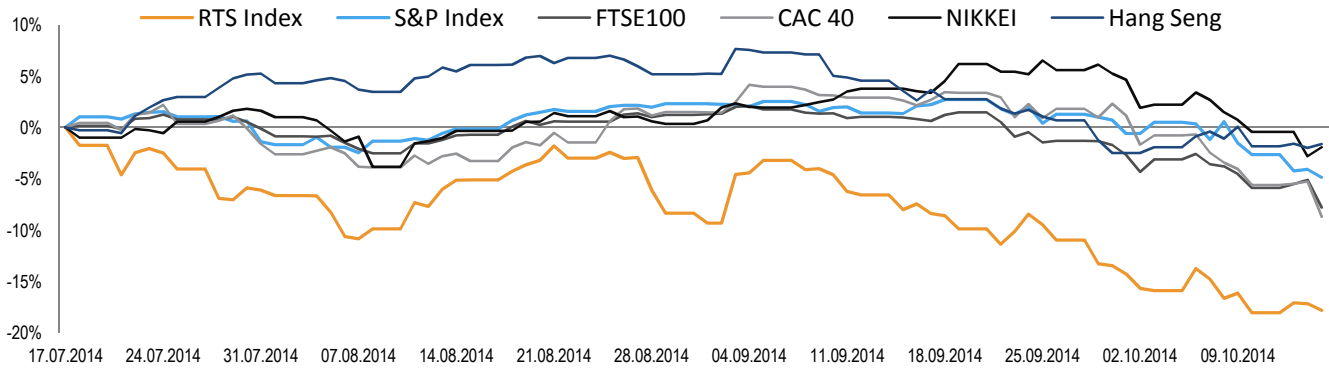
Consensus estimates of MOESK shares

Company ⁽¹⁾	Analyst ⁽¹⁾	Recommendation ⁽¹⁾	Target price, rub. ⁽¹⁾	Potential ⁽²⁾	Date ⁽¹⁾
Renaissance Capital	Vladimir Sklyar	Sell	0,62	-33 %	08/20/2014
BCS	Igor Goncharov	Hold	1,32	42 %	10/01/2014
Deutsche Bank	Dmitry Bulgakov	Hold	0,90	-3 %	10/08/2014
JPMorgan	Sergey Arinin	Underweight	0,63	-32 %	10/16/2014
Uralsib	Matvei Taits	Hold	1,49	60 %	09/01/2014
Otkritie Capital	Sergey Beiden	Buy	1,46	57 %	07/28/2014
VTB Capital	Mikhail Rasstrigin	Sell	0,92	-1 %	07/10/2014
RMG Securities	Sergei Pigarev	Under Review	-	-	09/08/2014
Gazprombank	Team coverage	Neutral	1,47	58 %	09/30/2014
			Current price	0,93	
			Consensus	1,10	18,4 %

Note: (1) Bloomberg data

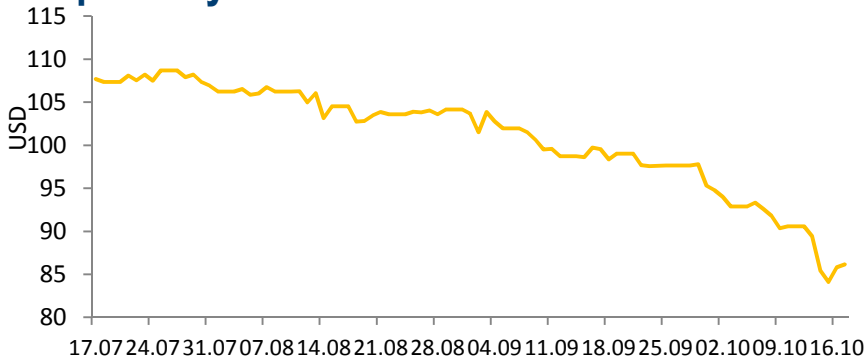
(2) Potential is calculated according to the following formula: $(\text{target price}/\text{current price}-1)*100$

Dynamics of main global stock exchange indexes



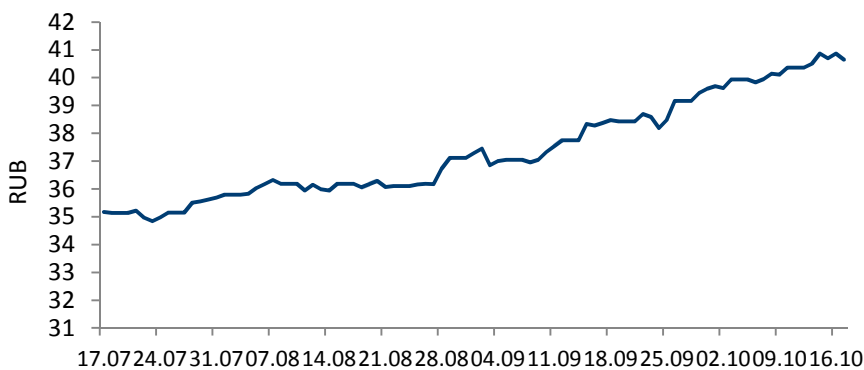
	RTS Index	S&P Index	FTSE100	CAC 40	NIKKEI	Hang Seng
Week	0,81%	-1,02%	-0,47%	-0,99%	-5,02%	-0,28%
Month	-9,84%	-5,74%	-6,94%	-8,99%	-8,54%	-5,55%
3 Months	-17,40%	-3,64%	-6,35%	-6,56%	-5,45%	-2,12%

Oil price dynamics⁽¹⁾



Oil price change	
Week	-4,88%
Month	-13,46%
3 Months	-19,99%

USD/RUR currency rate dynamics



USD/RUR currency rate change	
Week	0,69%
Month	5,92%
3 Months	15,57%



MOESK

**Thank you for
your attention!**

3, bld. 2, 2nd Paveletsky Passage, Moscow, 115114

Tel.: +7 (495) 980 1288,

Fax: +7(495) 585 1451

Investor Relations

Tel: +7 (495) 954 5772, +7 (495) 984 5774

E-mail: IR@moesk.ru

www.moesk.ru/en/