



**MOESK**

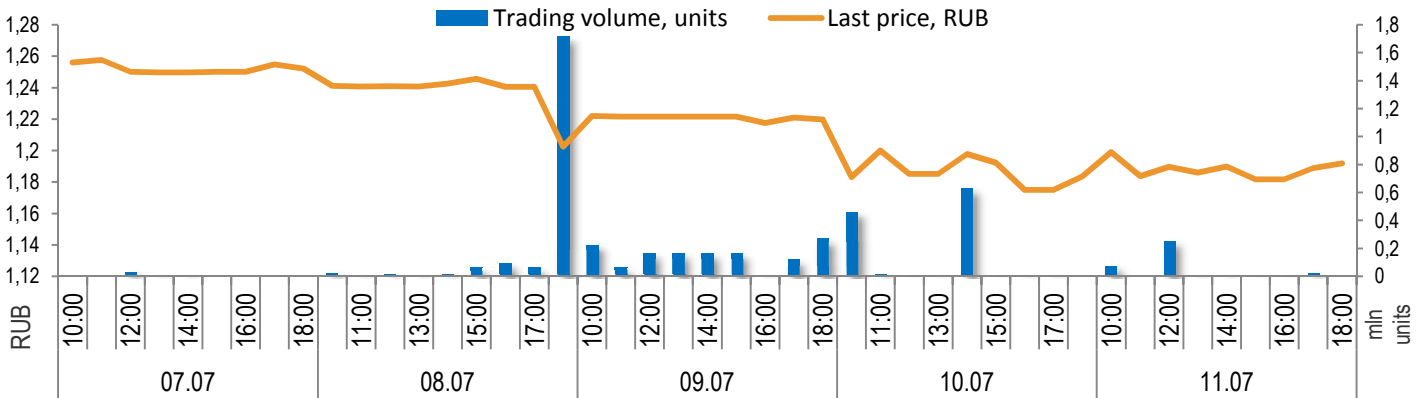
## MOESK Share Trading Weekly Overview

QUOTATION LIST:	A1
MICEX TICKER:	MSRS
SHARES OUTSTANDING:	48 707 091 574 units
NOMINAL VALUE:	50 kop.
FREE-FLOAT:	9,81 %

Moscow

07.07.2014-11.07.2014

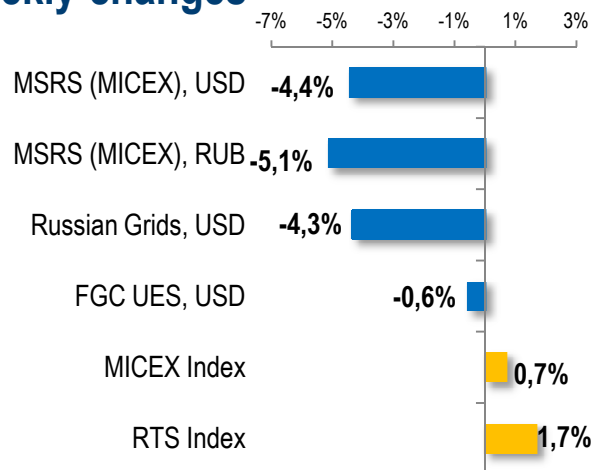
## Trading price and volume chart



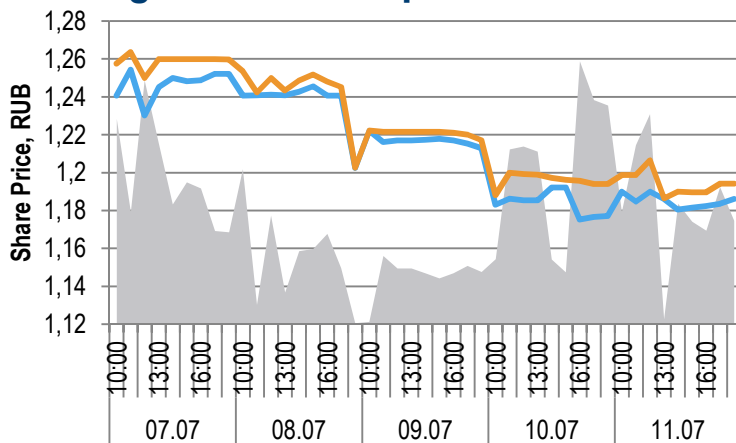
## Trading details

Indicator	Meas. unit	Value
Last day closing price	Rub.	1,192
Last day weighted average price	Rub.	1,208
Quantity of trades (complete + incomplete lots)	units	251
Weekly trade volume	mln \$	0,16
Weekly trade volume	mln units	4,6

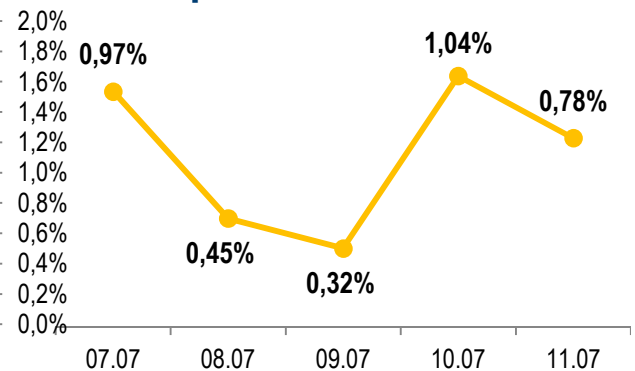
## Weekly changes



## Changes in ask-bid prices



## Ask-bid spread



Spread, % Bid price Ask price

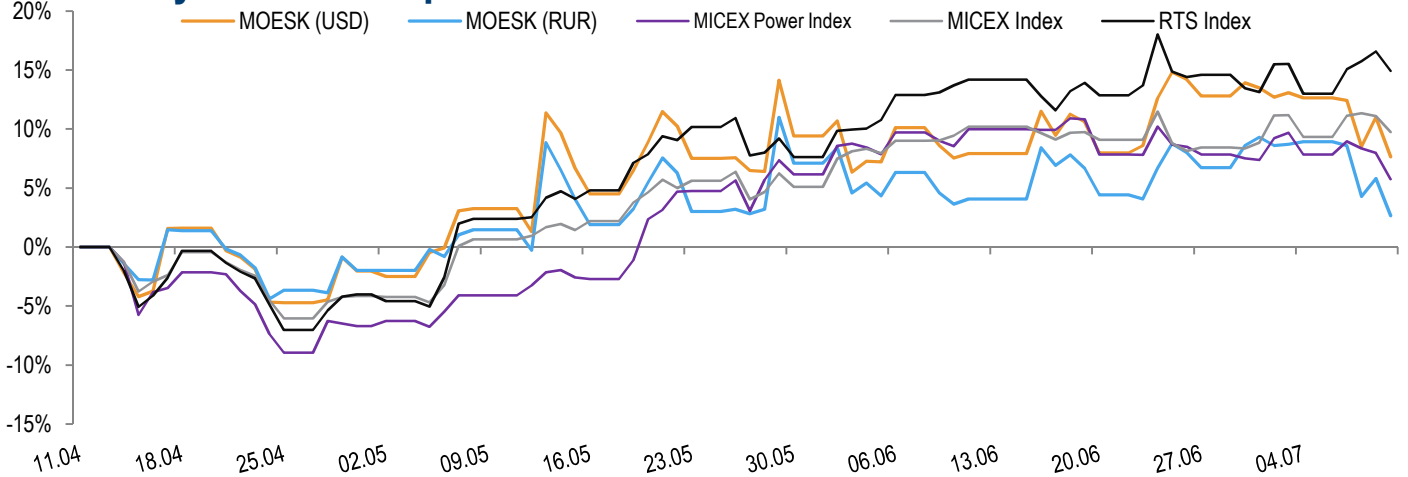


**MOESK**

Share Prices  
Analysis

moesk.ru

### Share dynamics compared with MICEX and RTS indices

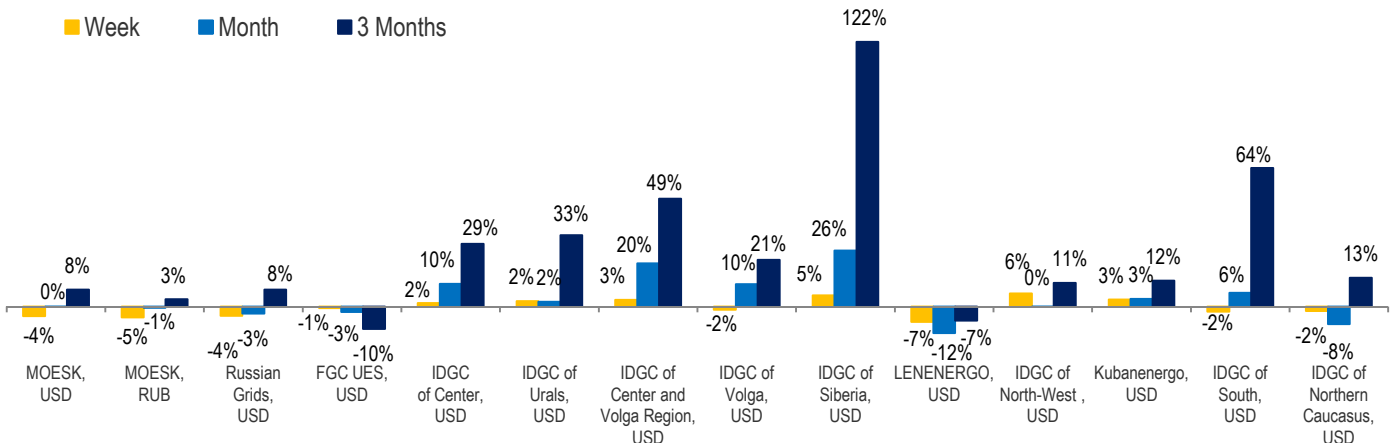


### Share price dynamics in details

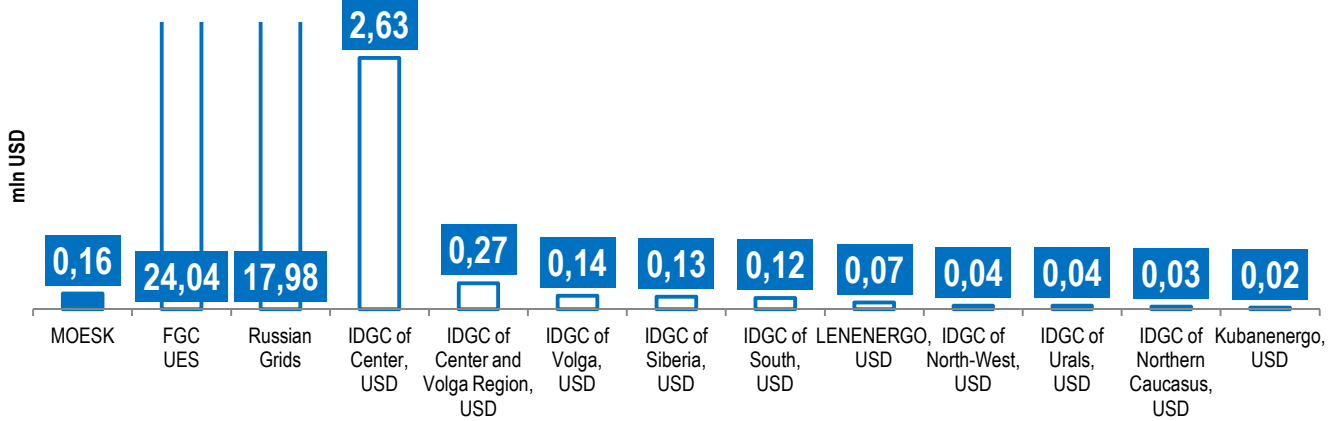
	MOESK (USD)	MOESK (RUR)	MICEX Power Index	MICEX Index	RTS Index	RTS Electric Utilities Index
Week	-4,4%	-5,1%	-1,3%	0,7%	1,7%	-0,2%
Month	-0,2%	-0,7%	-3,3%	-0,1%	0,6%	-2,4%
3 Months	7,7%	3,4%	6,4%	10,1%	14,9%	11,7%

	MOESK (USD)		MOESK (RUR)	
	MAX	MIN	MAX	MIN
Week	0,036	0,035	1,252	1,184
Month	0,037	0,035	1,260	1,184
3 Months	0,037	0,031	1,280	1,102

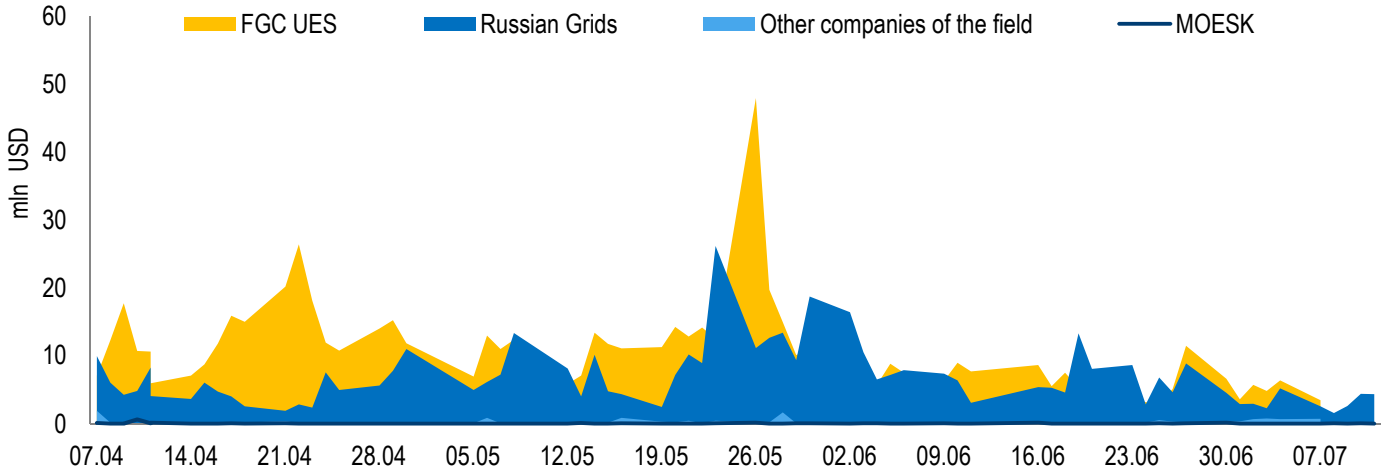
### Market cap dynamics compared with Russian peers



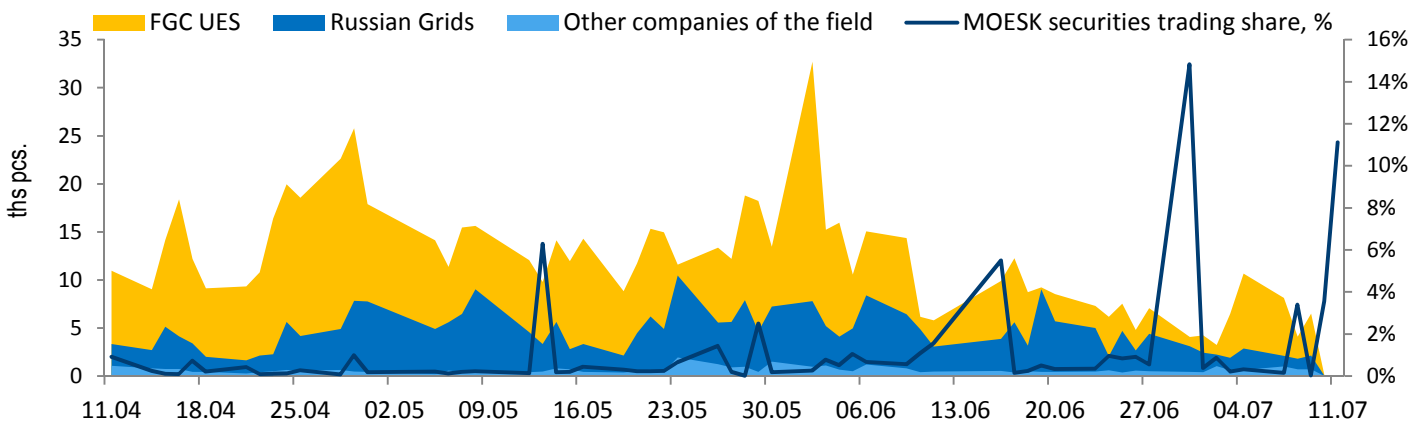
## Electric utilities share trade volume within the week



## Share trade volume of electric utilities (1)



## Number of trades with electric utilities' securities(1)



Note: (1) graph database: FGC UES, Russian Grids, IDGC of Center, IDGC of North-West, IDGC of Urals, IDGC of Siberia, IDGC of Center and Volga Region, IDGC of Volga, IDGC of South, IDGC of Northern Caucasus, LENENERGO, Kubanenergo

**MOESK**

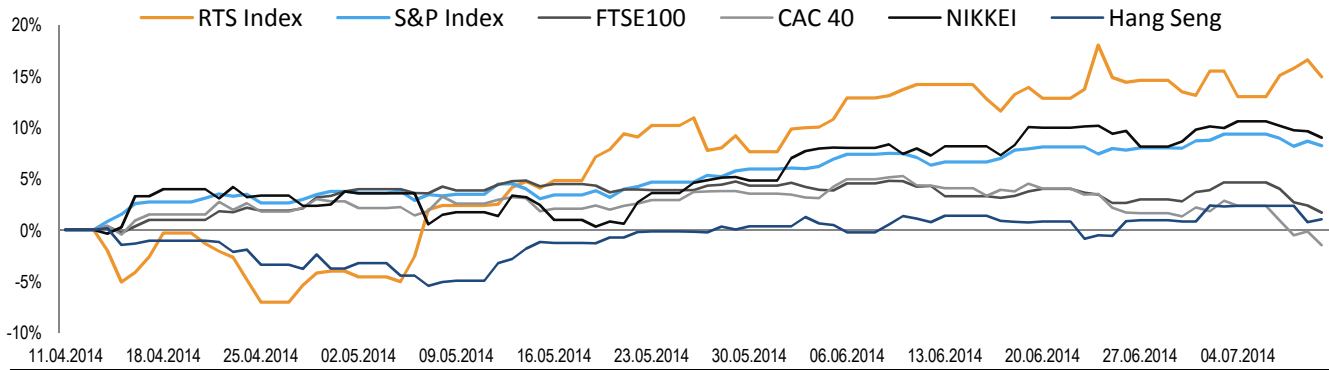
## Consensus estimates of MOESK shares

Company <sup>(1)</sup>	Analyst <sup>(1)</sup>	Recommendation <sup>(1)</sup>	Target price, rub. <sup>(1)</sup>	Potential <sup>(2)</sup>	Date <sup>(1)</sup>
BCS	Igor Goncharov	Hold	1,32	11 %	06/24/2014
Deutsche Bank	Dmitry Bulgakov	Sell	0,92	-23 %	04/03/2014
JPMorgan	Sergey Arinin	Underweight	0,70	-41 %	04/08/2014
Uralsib	Matvei Taits	Hold	1,30	9 %	01/15/2014
Otkritie Capital	Sergey Beiden	Hold	1,46	22 %	05/16/2014
VTB Capital	Mikhail Rasstrigin	Sell	1,00	-16 %	02/27/2014
Infina Investment Company	Alexander Ivanishev	Hold	1,43	20 %	02/10/2014
Gazprombank	Team coverage	Neutral	1,47	23 %	11/13/2013
			<b>Current price</b>		
			<b>1,192</b>		
			<b>Consensus</b>	<b>1,200</b>	<b>1%</b>

Note: (1) Bloomberg data

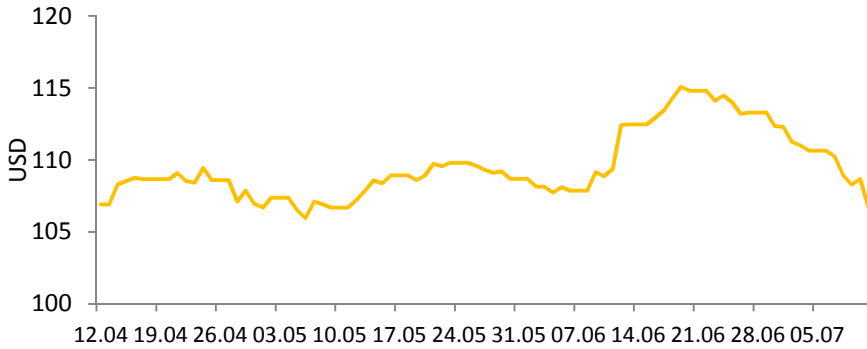
(2) Potential is calculated according to the following formula:  $(\text{target price}/\text{current price}-1)*100$

## Dynamics of main global stock exchange indexes



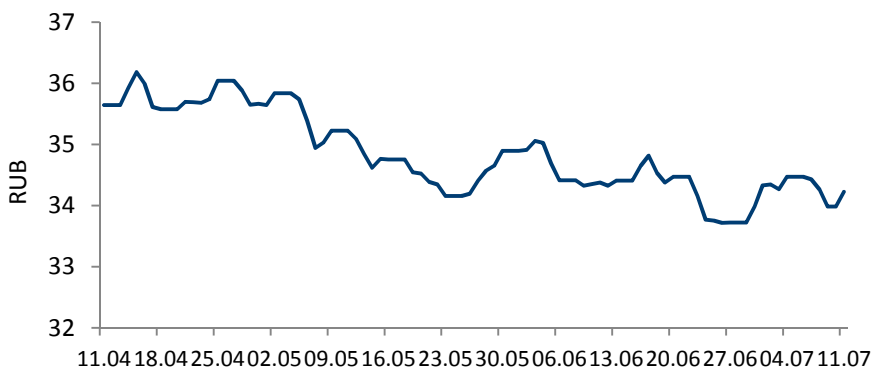
	RTS Index	S&P Index	FTSE100	CAC 40	NIKKEI	Hang Seng
Week	1,67%	-0,90%	-2,56%	-3,41%	-1,77%	-1,33%
Month	0,60%	1,22%	-2,17%	-5,24%	0,63%	-0,10%
3 Months	14,88%	8,36%	1,96%	-1,13%	8,62%	1,00%

## Oil price dynamics<sup>(1)</sup>



Oil price change	
Week	-3,60%
Month	-2,48%
3 Months	-0,22%

## USD/RUR currency rate dynamics



USD/RUR currency rate change	
Week	-0,71%
Month	-0,45%
3 Months	-3,99%

Note: (1) Brent oil price



**MOESK**

**Thank you for  
your attention!**

3, bld. 2, 2nd Paveletsky Passage, Moscow, 115114

Tel.: +7 (495) 980 1288,

Fax: +7(495) 585 1451

Investor Relations

Tel: +7 (495) 954 5772, +7 (495) 984 5774

E-mail: [IR@moesk.ru](mailto:IR@moesk.ru)

**[www.moesk.ru/en/](http://www.moesk.ru/en/)**